



CANDLEWOOD LAKE AUTHORITY

Member Municipalities: Brookfield • Danbury • New Fairfield • New Milford • Sherman

PO BOX 37 • SHERMAN, CT 06784 • P (860) 354-6928 • F (860) 350-5611

Minutes of CLA Regular Meeting Wednesday, June 14, 2023 - 7:00PM via ZOOM

ATTENDING:

P. Schaer Sherman
D. Cushnie Sherman
M. O'Connor Sherman

J. Archer New Fairfield

M. Gaffey Brookfield
W. Meikle Brookfield
B. Lohan Brookfield

C. Robinson Danbury
D. Rosemark Danbury

S. Kluge New Milford
M. Toussaint New Milford
J. Wodarski New Milford

N. Stalter, Director of Ecology and Environmental Science
D. Wright, Administrative Coordinator

Recorder: D. Wright

Guests: 1

Chairman, Marianne Gaffey called the meeting to order at 7:00pm.

PUBLIC COMMENT

none

CONSENT AGENDA

*Marianne Gaffey made a motion to approve the consent agenda, seconded by **Mark Toussaint**, all voting in favor.*

Nick Mellas was moved first on the agenda.

ABSENT:

B. Licht New Fairfield

J. Main New Fairfield

E. Siergiej Danbury

M. Howarth, Executive Director

M. Gasperino, Operations Manager

MARINE PATROL (Nick Mellas)

It's been a busy start to the season. There have been over 400 man-hours on water, 33 shifts completed, one rain out, 200+ contacts, and 214 training hours for spring. There has been a lot of debris found on the lake; 12 large hazardous trees have been removed, and everyone should proceed with caution on the lake. A thank you was extended to the New Fairfield Fire Department for helping with a sinking boat which would have resulted in a significant loss of property.

Will Meikle suggested a social media post regarding the debris and hazards on the lake. Nick agreed to this idea.

TREASURER'S REPORT (Bill Lohan)

Budget - Income YTD is ahead of plan by \$12k with expenses by all committees running under budget, reflecting a projected positive position of \$90k before June expenses and year-end accruals. Present planned accruals are for the lake management plan, office transition and software for tablets for CLAMP. We also plan to transfer funds to help offset silver ship #3 projected price increase. The final quote for #3 is still pending. Revised projected financial position at year-end is expected between \$10k – \$14k

Audit – Engagement Letter received from Audit firm - confirmed engagement for early August start with projected statements available by the October 2023 CLA BOD meeting.

Banking – Intend to move this month the banking accounts into a sweep account. The benefits are improved interest rates and increased protection of funds.

PUBLIC SAFETY (Will Meikle)

Will Meikle stated that Nick covered updates for Public Safety. No questions.

EQUIPMENT & FACILITIES (Doug Cushnie)

Doug Cushnie stated we don't have a firm arrival date for Silver Ships#2 but they are aware of our requested timeline. In addition, we anticipate a significant increase in cost for Silver Ships#3 but we have no specific quotes to date.

Office Options – M O'Connor – Provided an update on potential options.

Current New Milford lease expires 6/30/23 – the intent is to sign a short-term lease.

New Fairfield – Causeway building – a small group from CLA toured the building with new owners. The new owner is seeking to renovate the building offering: storage, shared office space, and a limited number of private offices. Initial plans are being finalized and will be presented to the Town of New Fairfield in the coming weeks. The new owners are open and excited to work with the CLA with regard to dedicated office space and one to two docks. They will incorporate our requirements in their master site plans. They will provide an update of their meeting with the town late next week. Sherman base will not be impacted with regards to the New Fairfield potential opportunity.

PUBLIC AWARENESS (Joan Archer)

The cleanup date was May 20th and it went well; a dumpster was filled, even though it was raining. A social media calendar is being created for this season.

WATERSHED MANAGEMENT (Neil Stalter)

Neil gave an update on the exclosures, which three are in. There is one in Sherman, one in shelter cove in New Fairfield, and one north of the causeway in New Fairfield. There are materials for two additional exclosures. The locations will be monitored for plant growth. Signs will be added to help with visibility.

Training for Lake Stewards began this past weekend, and we have a great team this year.

We are moving forward with water quality monitoring without any problems.

DEEP grass carp removal was a success, with 118 fish removed over three days.

We will monitor the plants to see if the plant community changes in response to the efforts. No questions.

Marianne Gaffey made a motion to enter an Executive Session for an employee personnel matter. Phyliss Schaer seconded the motion with all in favor.

The Executive Session began at 7:32pm. All board members in attendance at the meeting went into Executive Session.

8:41pm, returned from Executive Session

Will Meikle made a motion to approve the conversion of the Chief position to a salaried exempt role starting July 1, at the salary level discussed during the Executive Session, contingent on legal review. *Phyllis Schaer* seconded the motion with all in favor.

ADJOURN

Marianne Gaffey made a motion to adjourn the meeting, seconded by *Doug Cushnie*, with all voting in favor.

The meeting adjourned at 8:42 pm.

Respectfully submitted,

Martin O'Connor^{DW}

Martin O'Connor, Secretary
Dee Wright, Administrative Coordinator

These minutes are not considered official until they have been approved at the next regularly scheduled meeting of the Candlewood Lake Authority.



CANDLEWOOD LAKE AUTHORITY

Member Municipalities: Brookfield • Danbury • New Fairfield • New Milford • Sherman

PO BOX 37 • SHERMAN, CT 06784 • P (860) 354-6928 • F (860) 350-5611

Marianne Gaffey
Chair, Candlewood Lake Authority
Monthly Report – June 2023

Executive Director

There is no Executive Director Report this month as Mark is on vacation, he will return on June 19th.

Office Space

Our New Milford office lease is up at the end of this month. We have been exploring possible alternative spaces for our administrative offices. Martin has been leading the conversations with the owners of one possible location, he will give a status report at the Board Meeting.

Budget

Thank you to everyone who worked hard this year to stay within budget. We are projected to end the fiscal year in a positive position. We have scheduled the audit to begin in August. Bill Lohan will have more information at the Board Meeting.

Silver Ships #2

We are still hoping for a delivery of our new boat for the July 4th weekend. We have made Silver Ships aware of the timing we desire, and they are working to get it to us on time.

Lake Clean-up

Thank you to everyone who made this year's event another great success on May 20th.

Grass Carp

The DEEP successfully completed their first pilot program of removing grass carp from the lake. Neil's report has specific information on the program.

Water Quality

Our new water quality monitoring program in conjunction with UCONN is ready to go – thanks to Neil for this big step in our management of the lake.

Lake Stewards

The Stewards have begun working on the lake for the summer, Neil's report has more specific information.

New Technology

New tablets and the software to allow greater efficiencies for both CLAMP and our water testing programs has started to roll out. The tablets will provide officers the ability to document their work in real time on the water and submit information electronically. Mark, Neil and Public Safety have done a great job putting this together.

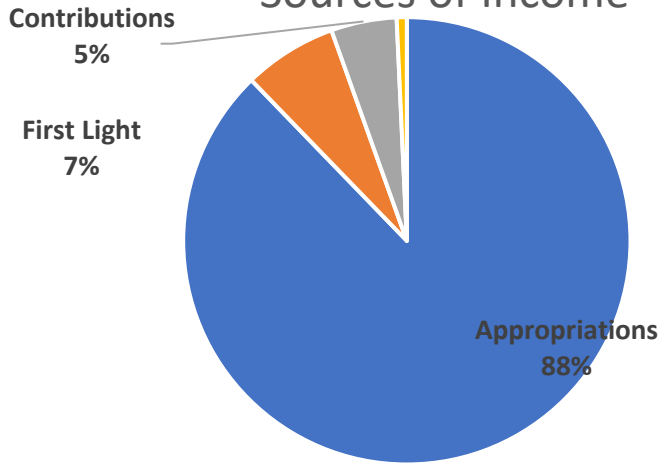
Finance Committee Financial Reporting May 2023



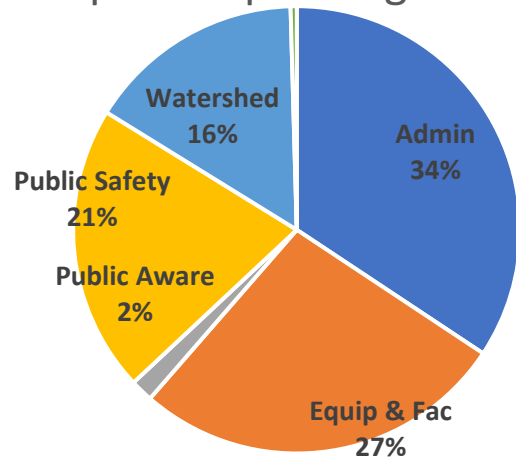
Income & Expense Overview

Results thru May 2023

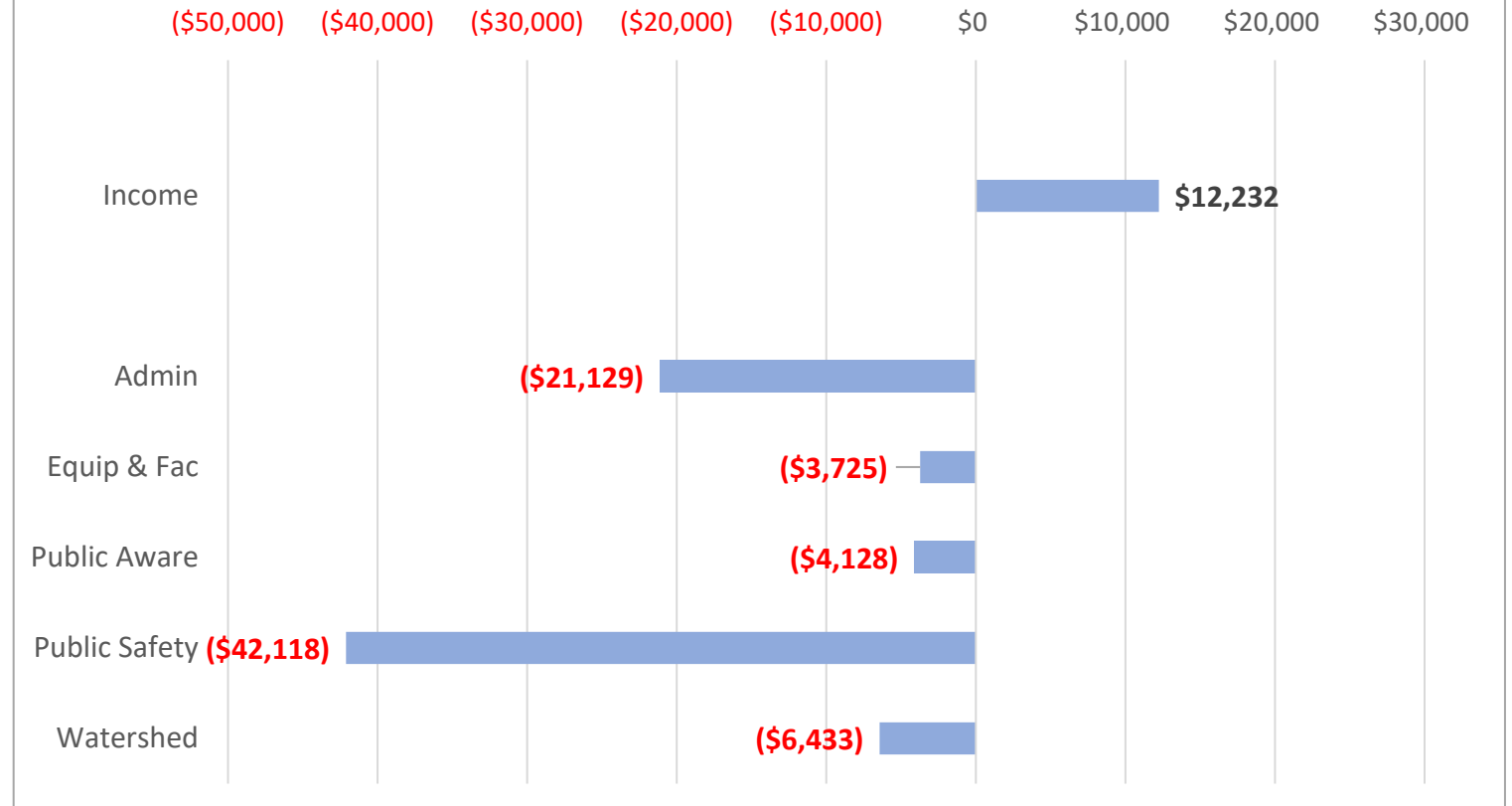
Sources of Income



Expense Spending Profile



Over / (Under) Budget Performance



Operational Income & Expense Summary

Results thru May 2023

YTD May 2023	YTD Budget	YTD Actual	O / (U) YTD Budget	% of YTD Budget	FY Budget	FY Forecast	O / (U) FY Budget	% of FY Budget
Income	\$741,925	\$754,157	\$12,232	102%	\$752,450	\$764,682	\$12,232	102%
<u>Expenses</u>								
Administration	\$236,668	\$215,538	(\$21,129)	91%	\$254,560	\$233,431	(\$21,129)	92%
Equipment & Facilities	\$170,753	\$167,028	(\$3,725)	98%	\$177,412	\$173,687	(\$3,725)	98%
Public Awareness	\$14,667	\$10,539	(\$4,128)	72%	\$15,500	\$11,372	(\$4,128)	73%
Public Safety	\$154,855	\$112,737	(\$42,118)	73%	\$176,569	\$134,451	(\$42,118)	76%
Watershed Management	\$107,269	\$100,836	(\$6,433)	94%	\$118,909	\$112,476	(\$6,433)	95%
Total Expense	\$684,211	\$607,169	(\$77,533)	89%	\$742,950	\$665,417	(\$77,533)	90%
Other Income/Expense (net)	\$20,025	\$15,038	(\$4,987)		\$5,500	\$513	(\$4,987)	
Operating Surplus/(Deficit)	\$12,175	\$162,026	\$149,851	-	\$15,000	\$99,778	\$84,778	-

* Accrual Basis Accounting

Key Drivers of the deltas to Budget



INCOME: Over Budget YTD with Contributions & Donations and Misc Income main contributors.



EXPENSES: YTD all committees well below Budget.



ADMINISTRATION: Above Budget Technology Hardware, Executive Director Wages, Exec Dir Fringe Benefits and Internet Access more than offset by below Budget Insurance, Payroll Taxes, Admin Wages and Workers Comp Insurance.



EQUIPMENT & FACILITIES: Above Budget Work Boats and Electricity offset by Ops Mgr Fringe Benefits, Vehicle, Personnel Wages, Sherman Base Repairs, Buoy Maintenance and Dock & Trash Pick Up.



PUBLIC AWARENESS: Above Budget Subscription Services offset by below Budget Events & Displays and Fundraising.



PUBLIC SAFETY: Above Budget Lake Patrol Wages Admin more than offset by Lake Patrol Wages on Water and Off Lake, Insurance, Training, Uniforms and Radio & Equipment.

WATERSHED MANAGEMENT: Above Budget Travel and Dir Ecology Fringe Benefits offset by under Budget Professional Development, Cyanobacteria Testing, Lake & Stream Monitoring, Equipment & Supplies and Engineering & Consulting.



Governmental Budgetary Summary

Results thru May 2023

Profit & Loss Budget Performance May 2023

06/09/2023
Accrual Basis

	<u>Jul '22 - May 23</u>	<u>Annual Budget</u>	<u>YTD Budget</u>	<u>\$ Over Budget</u>	<u>% of Budget</u>
Ordinary Income/Expense					
Total Income	754,157.09	752,450.00	741,925.00	12,232.09	101.65%
Gross Profit	754,157.09	752,450.00	741,925.00	12,232.09	101.65%
Expense					
Total Administration	215,538.14	254,560.00	236,667.55	-21,129.41	91.07%
Total Equipment and Facilities	167,027.68	177,412.00	170,752.66	-3,724.98	97.82%
Total Public Awareness	10,538.92	15,500.00	14,666.67	-4,127.75	71.86%
Total Public Safety	112,737.24	176,569.00	154,855.00	-42,117.76	72.8%
Total Watershed Managment	100,835.77	133,909.00	107,269.08	-6,433.31	94.0%
Total Expense	607,168.95	757,950.00	684,210.96	-77,042.01	88.74%
Net Ordinary Income	146,988.14	-5,500.00	57,714.04	89,274.10	254.68%
Other Income/Expense					
Other Income					
Total Other Income	9,326.10	32,200.00	32,200.00	-22,873.90	28.96%
Total Other Expense	15,037.69	26,700.00	20,025.00	-4,987.31	75.1%
Net Other Income	-5,711.59	5,500.00	12,175.00	-17,886.59	-46.91%
Net Income	141,276.55	0.00	69,889.04	71,387.51	202.14%

Committee Details



Income Details

	<u>YTD Budget</u>	<u>Jul - May 23 Actuals</u>	<u>O/U YTD Budget</u>	<u>% of YTD Budget</u>	<u>Annual Budget</u>	<u>FY Forecast</u>	<u>O/U FY Budget</u>	<u>% of FY Budget</u>
Ordinary Income/Expense								
Income								
901 · Appropriations	648,650.00	648,650.00	0.00	100.0%	648,650.00	648,650.00	0.00	100.00%
902 · Contribution from FirstLight	50,000.00	50,000.00	0.00	100.0%	50,000.00	50,000.00	0.00	100.00%
903 · Interest	275.00	429.61	154.61	156.22%	300.00	454.61	154.61	151.54%
911 · Miscellaneous Income	2,000.00	3,035.00	1,035.00	151.75%	2,000.00	3,035.00	1,035.00	151.75%
912 · Contributions and Donations	30,000.00	49,042.48	19,042.48	163.48%	35,000.00	54,042.48	19,042.48	154.41%
915 · Sponsorship -programs/activitie	9,000.00	1,000.00	-8,000.00	11.11%	12,500.00	4,500.00	-8,000.00	36.00%
916 · Lake Patrol Services	0.00	0.00	0.00	0.0%	2,000.00	2,000.00	0.00	100.00%
917 · Buoy Contract	2,000.00	2,000.00	0.00	100.0%	2,000.00	2,000.00	0.00	100.00%
Total Income	<u>741,925.00</u>	<u>754,157.09</u>	<u>12,232.09</u>	<u>101.65%</u>	<u>752,450.00</u>	<u>764,682.09</u>	<u>12,232.09</u>	<u>101.63%</u>
Gross Profit	741,925.00	754,157.09	12,232.09	101.65%	752,450.00	764,682.09	12,232.09	101.63%



Administration Expense Details

	<u>YTD Budget</u>	<u>Jul - May 23 Actuals</u>	<u>O/U YTD Budget</u>	<u>% of YTD Budget</u>	<u>Annual Budget</u>	<u>FY Forecast</u>	<u>O/U FY Budget</u>	<u>% of FY Budget</u>
Administration								
100 · Executive Director - Wages	75,769.87	77,911.35	2,141.48	102.83%	82,658.00	84,799.48	2,141.48	102.59%
101 · SS/Medi/CTUC	29,590.00	22,664.42	-6,925.58	76.6%	32,280.00	25,354.42	-6,925.58	78.55%
101A · Workers Comp Insurance	6,086.00	4,043.00	-2,043.00	66.43%	6,086.00	4,043.00	-2,043.00	66.43%
102 · Exec Dir - Fringe Benefits	11,993.67	13,797.39	1,803.72	115.04%	13,084.00	14,887.72	1,803.72	113.79%
110 · Admin. Coordinator - Wages	28,068.33	25,267.36	-2,800.97	90.02%	30,620.00	27,819.03	-2,800.97	90.85%
112 · Admin Cor - Fringe Benefits	10,556.33	10,949.42	393.09	103.72%	11,516.00	11,909.09	393.09	103.41%
113 · Insurance	27,758.00	11,228.76	-16,529.24	40.45%	27,758.00	11,228.76	-16,529.24	40.45%
114 · Telephone	2,750.00	3,131.56	381.56	113.88%	3,000.00	3,381.56	381.56	112.72%
115 · Office Supplies	5,408.33	4,706.71	-701.62	87.03%	5,900.00	5,198.38	-701.62	88.11%
116 · Postage	740.00	265.87	-474.13	35.93%	1,000.00	525.87	-474.13	52.59%
117 · Audit	7,400.00	7,500.00	100.00	101.35%	7,400.00	7,500.00	100.00	101.35%
118 · Professional Services	9,455.42	9,150.01	-305.41	96.77%	10,315.00	10,009.59	-305.41	97.04%
119 · Bank and Service Fees	1,160.00	441.68	-718.32	38.08%	1,200.00	481.68	-718.32	40.14%
121 · Expenses	916.67	746.39	-170.28	81.42%	1,000.00	829.72	-170.28	82.97%
122 · Internet Access	962.50	2,187.90	1,225.40	227.31%	1,050.00	2,275.40	1,225.40	216.71%
123 · Computer Hardware/Software	0.00	143.13	143.13	100.0%	0.00	143.13	143.13	100.00%
124 · Technology Hardware & Services	2,750.00	6,064.77	3,314.77	220.54%	3,000.00	6,314.77	3,314.77	210.49%
151 · HR Expenses	0.00	35.99	35.99	100.0%	0.00	35.99	35.99	100.00%
161 · Office Rent	15,302.43	15,302.43	0.00	100.0%	16,693.00	16,693.00	0.00	100.00%
Total Administration	236,667.55	215,538.14	-21,129.41	91.07%	254,560.00	233,430.59	-21,129.41	91.70%



Equipment & Facilities Expense Details

	<u>YTD Budget</u>	<u>Jul - May 23 Actuals</u>	<u>O/U YTD Budget</u>	<u>% of YTD Budget</u>	<u>Annual Budget</u>	<u>FY Forecast</u>	<u>O/U FY Budget</u>	<u>% of FY Budget</u>
Equipment and Facilities								
200 · Personnel - Wages	2,750.00	0.00	-2,750.00	0.0%	3,000.00	250.00	-2,750.00	8.33%
210 · Operations Manager - Wages	37,957.33	37,790.76	-166.57	99.56%	41,408.00	41,241.43	-166.57	99.60%
212 · Ops Mgr - Fringe Benefits	10,820.33	0.00	-10,820.33	0.0%	11,804.00	983.67	-10,820.33	8.33%
221 · Sherman Base - Repairs/Maint	2,750.00	471.88	-2,278.12	17.16%	3,000.00	721.88	-2,278.12	24.06%
222 · Utilities - electric	3,850.00	5,094.74	1,244.74	132.33%	4,200.00	5,444.74	1,244.74	129.64%
223 · Alarm System	916.67	101.96	-814.71	11.12%	1,000.00	185.29	-814.71	18.53%
224 · Maintenance Supplies	0.00	212.68	-212.68	0.0%	0.00	0.00	0.00	0.0%
226 · Work Boats	5,500.00	13,039.87	7,539.87	237.09%	6,500.00	14,039.87	7,539.87	216.00%
227 · Vehicle	3,208.33	315.79	-2,892.54	9.84%	3,500.00	607.46	-2,892.54	17.36%
228 · Dock and Trash Pick Up	1,000.00	0.00	-1,000.00	0.0%	1,000.00	0.00	-1,000.00	0.00%
231 · Buoy Maintenance	2,000.00	0.00	-2,000.00	0.0%	2,000.00	0.00	-2,000.00	0.00%
261 · Capital Replacement Fund	<u>100,000.00</u>	<u>110,000.00</u>	<u>10,000.00</u>	<u>110.0%</u>	<u>100,000.00</u>	<u>110,000.00</u>	<u>10,000.00</u>	<u>110.00%</u>
Total Equipment and Facilities	170,752.66	167,027.68	-3,724.98	97.82%	177,412.00	173,474.34	-3,937.66	97.78%



Public Awareness Expense Details

	<u>YTD Budget</u>	<u>Jul - May 23 Actuals</u>	<u>O/U YTD Budget</u>	<u>% of YTD Budget</u>	<u>Annual Budget</u>	<u>FY Forecast</u>	<u>O/U FY Budget</u>	<u>% of FY Budget</u>
Public Awareness								
413 · School Programs	1,000.00	0.00	-1,000.00	0.0%	1,000.00	0.00	-1,000.00	0.00%
414 · Subscription services	3,666.67	4,612.31	945.64	125.79%	4,000.00	4,945.64	945.64	123.64%
415 · Events and Displays	4,000.00	1,010.22	-2,989.78	25.26%	4,500.00	1,510.22	-2,989.78	33.56%
417 · Fundraising	<u>6,000.00</u>	<u>4,916.39</u>	<u>-1,083.61</u>	<u>81.94%</u>	<u>6,000.00</u>	<u>4,916.39</u>	<u>-1,083.61</u>	<u>81.94%</u>
Total Public Awareness	14,666.67	10,538.92	-4,127.75	71.86%	15,500.00	11,372.25	-4,127.75	73.37%



Public Safety Expense Details

	<u>YTD Budget</u>	<u>Jul - May 23 Actuals</u>	<u>O/U YTD Budget</u>	<u>% of YTD Budget</u>	<u>Annual Budget</u>	<u>FY Forecast</u>	<u>O/U FY Budget</u>	<u>% of FY Budget</u>
Public Safety								
300 · Lake Patrol Wages - on water	68,374.00	43,500.76	-24,873.24	63.62%	81,237.00	56,363.76	-24,873.24	69.38%
300A · Lake Patrol Wages - off lake	5,040.00	2,644.06	-2,395.94	52.46%	6,192.00	3,796.06	-2,395.94	61.31%
300B · Lake Patrol Wages - Admin	11,186.00	21,242.61	10,056.61	189.9%	12,428.00	22,484.61	10,056.61	180.92%
300C · Lake Patrol - Fringe Benefits	300.00	0.00	-300.00	0.0%	300.00	0.00	-300.00	0.00%
311 · Boat Maintenance and Reimburse	12,520.00	12,624.29	104.29	100.83%	13,250.00	13,354.29	104.29	100.79%
312 · Gas and Oil	20,071.00	20,634.25	563.25	102.81%	23,598.00	24,161.25	563.25	102.39%
313 · Insurance	24,004.00	9,565.24	-14,438.76	39.85%	24,004.00	9,565.24	-14,438.76	39.85%
314 · Training	5,750.00	0.00	-5,750.00	0.0%	5,750.00	0.00	-5,750.00	0.00%
318 · Miscellaneous	900.00	657.32	-242.68	73.04%	1,000.00	757.32	-242.68	75.73%
321 · Radio & Equipment	1,810.00	27.96	-1,782.04	1.55%	1,810.00	27.96	-1,782.04	1.55%
322 · Uniforms	4,900.00	1,840.75	-3,059.25	37.57%	5,000.00	1,940.75	-3,059.25	38.82%
324 · CLAMP Services - Fireworks	<u>0.00</u>	<u>0.00</u>	<u>0.00</u>	<u>0.0%</u>	<u>2,000.00</u>	<u>2,000.00</u>	<u>0.00</u>	<u>100.00%</u>
Total Public Safety	154,855.00	112,737.24	-42,117.76	72.8%	176,569.00	134,451.24	-42,117.76	76.15%



Watershed Management Expense Details

	<u>YTD Budget</u>	<u>Jul - May 23 Actuals</u>	<u>O/U YTD Budget</u>	<u>% of YTD Budget</u>	<u>Annual Budget</u>	<u>FY Forecast</u>	<u>O/U FY Budget</u>	<u>% of FY Budget</u>
Watershed Management								
500 · WM - Personnel Wages						0.00	0.00	0.00%
500A · Director of Ecology Wage	<u>61,490.00</u>	<u>60,938.24</u>	<u>-551.76</u>	<u>99.1%</u>	<u>67,080.00</u>	<u>66,528.24</u>	<u>-551.76</u>	<u>99.18%</u>
Total 500 · WM - Personnel Wages	61,490.00	60,938.24	-551.76	99.1%	67,080.00	66,528.24	-551.76	99.18%
502 · Dir. Ecology - Fringe	11,439.08	13,288.32	1,849.24	116.17%	12,479.00	14,328.24	1,849.24	114.82%
511 · Lake and Stream Monitoring	14,600.00	12,835.00	-1,765.00	87.91%	18,600.00	16,835.00	-1,765.00	90.51%
512 · E-Coli Bacteria Testing	2,000.00	1,325.00	-675.00	66.25%	2,000.00	1,325.00	-675.00	66.25%
513 · Cynobacteria testing (BG Algae)	2,000.00	0.00	-2,000.00	0.0%	2,000.00	0.00	-2,000.00	0.00%
514 · Travel	2,750.00	6,990.27	4,240.27	254.19%	3,000.00	7,240.27	4,240.27	241.34%
515 · Equipment and Supplies	2,490.00	765.39	-1,724.61	30.74%	2,500.00	775.39	-1,724.61	31.02%
521 · Shoreline Cleanup	3,000.00	2,673.55	-326.45	89.12%	3,750.00	3,423.55	-326.45	91.30%
531 · Professional Development	5,500.00	2,020.00	-3,480.00	36.73%	5,500.00	2,020.00	-3,480.00	36.73%
532 · Engineering and Consulting	1,000.00	0.00	-1,000.00	0.0%	16,000.00	15,000.00	-1,000.00	93.75%
551 · Triploid Grass Carp Program	<u>1,000.00</u>	<u>0.00</u>	<u>-1,000.00</u>	<u>0.0%</u>	<u>1,000.00</u>	<u>0.00</u>	<u>-1,000.00</u>	<u>0.00%</u>
Total Watershed Management	107,269.08	100,835.77	-6,433.31	94.0%	133,909.00	127,475.69	-6,433.31	95.20%



Other (Restricted Grants) Income/Expense Details

	<u>YTD Budget</u>	<u>Jul - May 23 Actuals</u>	<u>O/U YTD Budget</u>	<u>% of YTD Budget</u>	<u>Annual Budget</u>	<u>FY Forecast</u>	<u>O/U FY Budget</u>	<u>% of FY Budget</u>
Other Income/Expense								
Other Income								
Income Restricted/Grants								
9000 · Contributions - Restrict/Unbugt								
900-14A · CLERC_ Education	5,500.00	0.00	-5,500.00	0.0%	5,500.00	0.00	-5,500.00	0%
900-22A · Public Safety - Kettering Found		10,000.00				10,000.00	10,000.00	100%
Total 9000 · Contributions - Restrict/Unbugt	5,500.00	10,000.00	4,500.00	181.82%	5,500.00	10,000.00	4,500.00	181.82%
9200 · Grant Income - Unbudgeted								
900-21B · DEEP AIS (Lake Steward)	26,700.00	-673.90	-27,373.90	-2.52%	26,700.00	-673.90	-27,373.90	-3%
Total 9200 · Grant Income - Unbudgeted	26,700.00	-673.90	-27,373.90	-2.52%	26,700.00	0.00	0.00	0%
Total Income Restricted/Grants	32,200.00	9,326.10	-22,873.90	28.96%	32,200.00	10,000.00	-22,200.00	31.06%
Total Other Income	32,200.00	9,326.10	-22,873.90	28.96%	32,200.00	10,000.00	-22,200.00	31.06%
Other Expense								
Expense Restricted/Grants								
8200 · Grants Expense								
800-15C · FLPR - CLAMP Radios	0.00	861.38	861.38	100.0%	0.00	861.38	861.38	100.0%
800-21B · DEEP AIS (Lake Steward)	20,025.00	10,883.60	-9,141.40	54.35%	26,700.00	17,558.60	-9,141.40	65.76%
Total 8200 · Grants Expense	20,025.00	11,744.98	-8,280.02	58.65%	26,700.00	18,419.98	-8,280.02	68.99%
8400 · Assigned Expense								
800-20A · HMS Foundation Trust	0.00	3,292.71	-3,292.71	0.0%	0.00	0.00	0.00	0.0%
Total 8400 · Assigned Expense	0.00	3,292.71	-3,292.71	0.0%	0.00	0.00	0.00	0.0%
Total Expense Restricted/Grants	20,025.00	15,037.69	-4,987.31	75.1%	26,700.00	18,419.98	-8,280.02	68.99%
Total Other Expense	20,025.00	15,037.69	-4,987.31	75.1%	26,700.00	18,419.98	-8,280.02	68.99%
Net Other Income	12,175.00	-5,711.59	-17,886.59	-46.91%	5,500.00	-8,419.98	-13,919.98	-153.09%
	69,889.04	141,767.75	71,878.71	202.85%	0.00	76,058.00	76,058.00	100.0%



Capital Summary for Fiscal Year 2022/2023

Capital Summary for Fiscal Year 2022/2023

Opening Balance as of July 1, 2022		\$223,514
Appropriations		
Annual Capital Appropriation	Oct	\$100,000
Total Appropriations		\$100,000
Capital Approved Expenditures		
AED Device (\$1,500 - Jun)	Jul	(\$1,491)
Admin Laptop (\$1,550 - Dec)	Jan	(\$1,578)
Total Expenditures		(\$3,070)
Closing Balance as of May 31, 2023		\$320,444

Items in () show amount & when CLA Board approved the expenditure



CANDLEWOOD LAKE AUTHORITY

Member Municipalities: Brookfield • Danbury • New Fairfield • New Milford • Sherman

PO BOX 37 • SHERMAN, CT 06784 • P (860) 354-6928 • F (860) 350-5611

J. Neil Stalter

Director of Ecology and Environmental Education

Candlewood Lake Authority

Re: June Monthly Report

Date: 6/14/2023

- The training weekend for the stewards was a big success, occurring on June 10th and 11th! We have some returning stewards as well as some new faces, and they seem like they will be a great fit for educating boaters on the spread of invasive species, offering voluntary inspections, and advising boaters to clean drain and dry their boats both before and after leaving Candlewood.
 - We have requested reimbursement from the state for the second half of the program from last year and are hoping to receive that from them before the end of the fiscal year.
 - We have also finalized and executed the contract for the program for both this year and 2024!
- We were delayed a little by shipping and supply chain issues this year but are all set for water quality monitoring to begin in June! We will be freezing the samples and bringing them in batches to our new lab at UCONN.
- The first of the Candlewood Lake plant enclosures was installed near our docks in Sherman, and two more will be installed this week. There will be two more following that for a total of 5 small enclosures in different parts of the lake.
 - These will serve as study areas to examine plant growth when the sediment is protected from grass carp, as well as hopefully locations where native species will have a better chance of growing in the protected area as well.
- The state DEEP conducted their first pilot removal of grass carp in the lake. Over 3 days, they removed 118 carp using seine nets and electrofishing to herd the fish in coves.

- Different locations had varying levels of success, with the most successful location being shelter cove. There was also virtually no by-catch, so no other fish species were dramatically disturbed during removals.
- We will evaluate the response of the plant community, if any, and the state might pursue additional removals based on what we see in the lake this summer.



- We are working on new signage for the boat launches to illustrate the fact that Candlewood has Zebra Mussels that have been found, and to not bring them to other water bodies after leaving. We should be getting a first draft from our designer soon.
 - We will also be putting signage at a new buffer garden installed at the Danbury town park for an Eagle scout project, and we are working on getting some assets for that as well.
- The cleanup on May 20th was a major success, and we filled up a dumpster with trash and debris again this year! The weather was a little rainy, but we still had a great turnout, and we want to thank everyone who volunteered to help make the day a success!
- Our volunteers are all set to conduct the E. Coli sampling program again this year to help inform towns of water quality at the beaches. That is set to begin on Tuesday June 20th.
- We are setting up a new tablet system with cell service so that the patrol and science work on the lake have access to a PC with internet access on the water. We successfully got one tablet hooked up to the service, and will be outfitting the boats with more soon.